


OWNER'S MANUAL

Before operating, please read this manual completely.



PA2181P *PreAmplifier* *Public Address System*



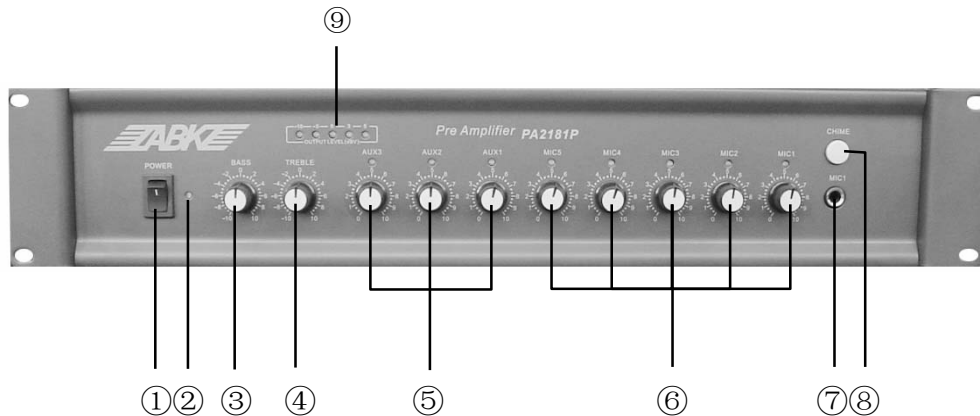
FEATURES

- | 5 Microphone inputs, 3 Auxiliary inputs, 2 Emergency inputs, 2 outputs.
- | Muting function.
- | Individual volume control.
- | Bass and Treble tone control.
- | A five-element LED level meter is provided for quick and easy visual monitoring of output level.
- | Manual chime out.

Left blank for memo

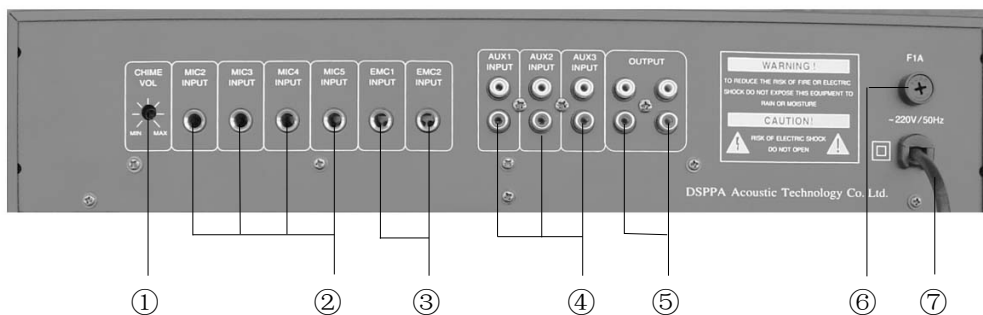


FRONT PANEL



- ① **Power switch** (1 is power on and the “power LED” is on)
- ② **Power LED indicator**
- ③ **Bass control.**
- ④ **Treble control**
- ⑤ **AUX 3, 2, 1 volume control**
- ⑥ **MIC 5, 4, 3, 2, 1 volume control.**
- ⑦ **MIC 1 input**
- ⑧ **Chime button**
- ⑨ **LED output level meter**

REAR PANEL




- ① **Chime volume**
- ② **MIC 2, 3, 4, 5 inputs**
- ③ **EMC 1,2 input**
- ④ **AUX 1, 2, 3 inputs**
- ⑤ **OUTPUT jacks**
- ⑥ **FUSE.**
- ⑦ **Mains Cable**

Muting & CHIME function

EMC inputs override the MIC2, 3, 4, 5 and AUX 1, 2, 3 signals automatically. And, MIC1 input overrides the others input included EMC inputs automatically.

Press chime button once for issuing a string of chime before using MIC to broadcast.

CONNECTIONS



SPECIFICATIONS

Inputs	Mic 1, 2, 3, 4, 5: 2.5 mV, unbalanced Aux 1, 2, 3 : 250 mV, unbalanced
output	1V
Frequency response	20 Hz---20 kHz
Signal/ noise ratio	Mic input : 80 dB Aux input : 85 dB
Tone	Bass : ±10dB at 100 Hz Treble : ±10dB at 10kHz
Chime	Melody : “ 1-3-5-i- ”
Power Requirement	AC 220-240 V/50~60 Hz
Dimensions	485×88×378 mm

Specifications are subject to be changed without notice.

CAUTION

- Do not put the vase full of water and similar things on the machine.
- Please pull out the plug from the outlet when the machine is OFF state.
- To reduce the risk of electric shock, do not remove the unit's cover.
No user parts are inside. For services, refer to a qualified service person.